


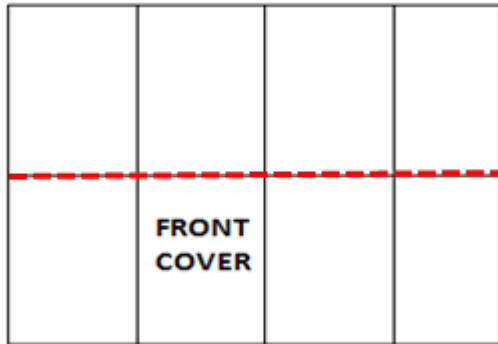
<p style="text-align: center;">QUICK QUIZZER</p> <p>For each underlined word, identify the CORRECT part of speech.</p> <ol style="list-style-type: none"> <u>Hey!</u> I saw you yesterday. I <u>quickly</u> ran to my seat. She <u>was</u> walking quickly to her car. The sky was really <u>blue</u>. Will <u>They</u> be joining us? I <u>sat</u> on the bench. <u>Mrs. White</u> is a great teacher. I need to <u>study</u> and read tonight. <p><small>ANSWERS 1. Interjection 2. Adverb 3. Verb 4. Adjective 5. Pronoun 6. Preposition 7. Noun 8. Conjunction</small></p>	<h2 style="text-align: center;">Parts of Speech MINI-BOOK</h2> 	<p style="text-align: center;">PARTS OF SPEECH</p> <p>The eight parts of speech help to explain when a word is best used. You already use the eight parts of speech in your everyday language, whether you realize it or not!</p> <ol style="list-style-type: none"> Verb Noun Pronoun Adjective Adverb Preposition Conjunction Interjection 	<p style="text-align: center;">PART of Speech #1</p> <p><u>Verb</u>: expresses an action OR state of being. → Action: <i>talk, walk, run</i> → State: <i>is, has, been, am</i></p> <p style="text-align: center;">PART of Speech #2</p> <p><u>Noun</u>: identifies a person, place, thing, or idea. → Person: <i>Mr. Smith</i> → Place: <i>Canada</i> → Thing: <i>Candy</i> → Idea: <i>Honesty</i></p>	<p style="text-align: center;">Part of Speech #8</p> <p><u>Interjection</u> expresses a strong feeling or emotion. → <i>Wow!</i> → <i>Hey!</i> → <i>Uch!</i></p> <p><u>Note</u>: interjections often stand alone in a sentence and they are usually followed by an exclamation mark.</p> <p>Understanding the eight parts of speech means you are able to use the right word in the right place!</p>	<p style="text-align: center;">Part of Speech #6</p> <p><u>Preposition</u>: in simplest terms, is a word that describes the position of an object. → <i>on, under, beside, in</i></p> <p><u>Note</u>: never end a sentence with a preposition.</p> <p style="text-align: center;">Part of Speech #7</p> <p><u>Conjunction</u> words that join words, phrases, or clauses. → and, or, but, nor, for, yet, and therefore</p>	<p style="text-align: center;">Part of Speech #5</p> <p><u>Adverb</u>: modifies a verb, adjective, or another adverb. Adverbs usually, but not always, end in -ly and answer the questions: when, where, how, or to what extent. Quick → quickly Careful → carefully Loud → loudly</p> <p>Adverbs can appear in the form of single words, phrases, or clauses.</p>	<p style="text-align: center;">Part of Speech #3</p> <p><u>Pronoun</u>: takes the place of a noun or nouns. Mallman → he Dogs → they</p> <p style="text-align: center;">Parts of Speech #4</p> <p><u>Adjective</u>: a descriptive word that answers a question from a noun or pronoun. What? <i>blue, poor, happy</i> Which? <i>the, this, that</i> How? <i>four, several, many</i></p>
---	---	---	--	---	--	---	---

Neatly cut along the outside edge!



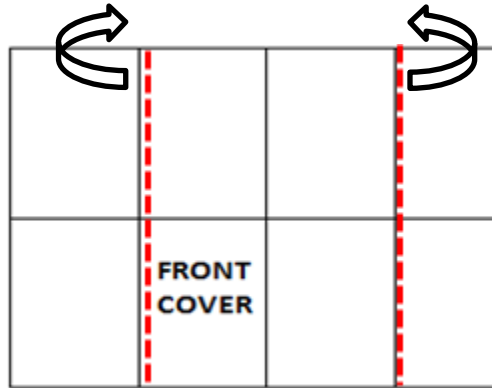
STEP 1:

FOLD THE MINI BOOK IN HALF BY MAKING A HOTDOG FOLD.



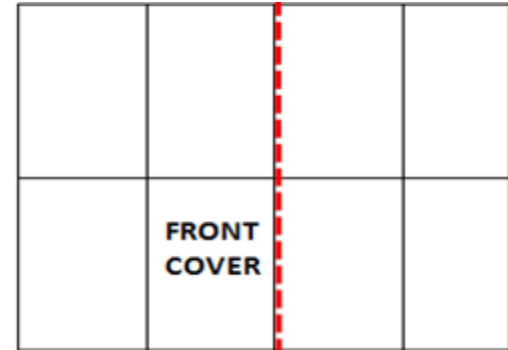
STEP 2:

OPEN IT UP AND MAKE A SHUTTER FOLD (FOLDING OUTLINED SECTIONS BACK).



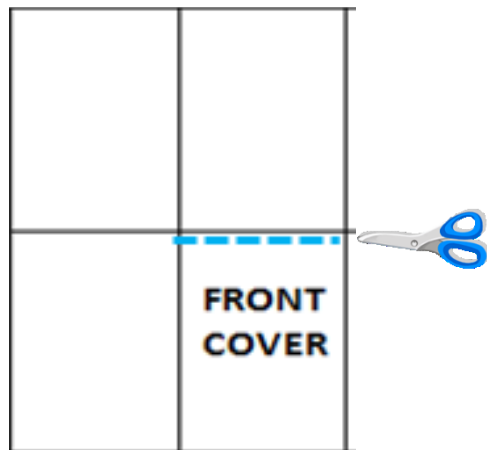
STEP 3:

OPEN UP AGAIN AND FOLD THE BOOK IN HALF BY MAKING A HAMBURGER FOLD.



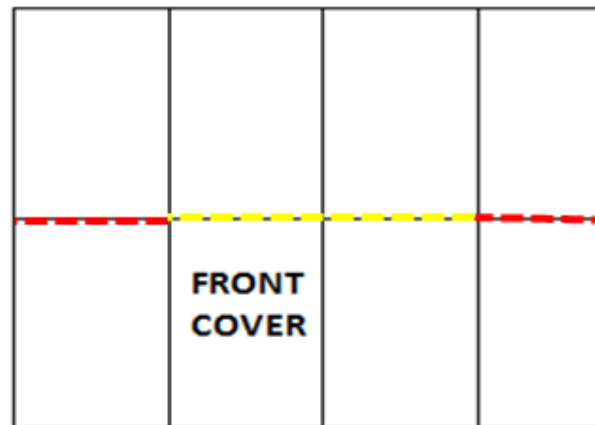
STEP 4:

KEEPING THE HAMBURGER FOLD, CUT ALONG THE OUTLINED SECTION.



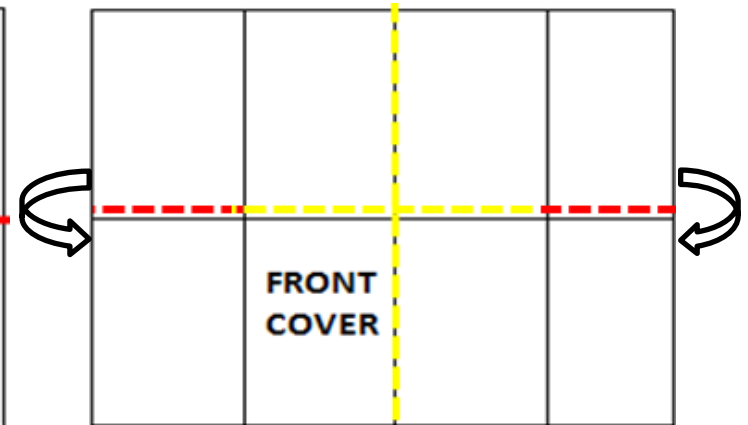
STEP 5:

OPEN IT UP AND MAKE ANOTHER HOTDOG FOLD. THERE WILL NOW BE A CUT IN THE CENTER OF THE BOOK.



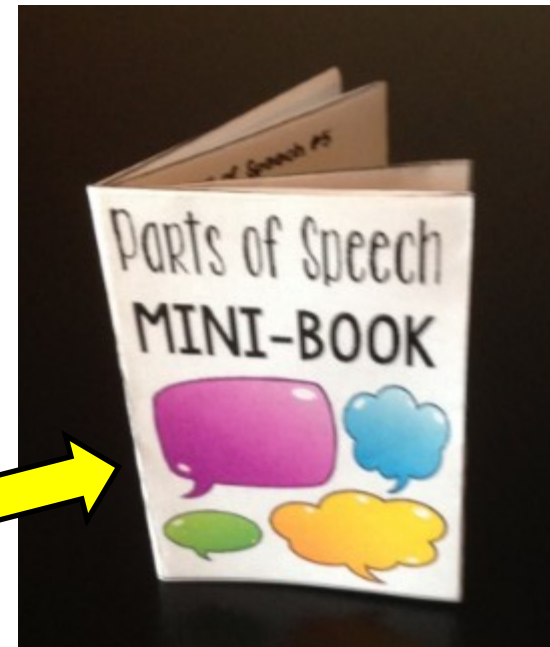
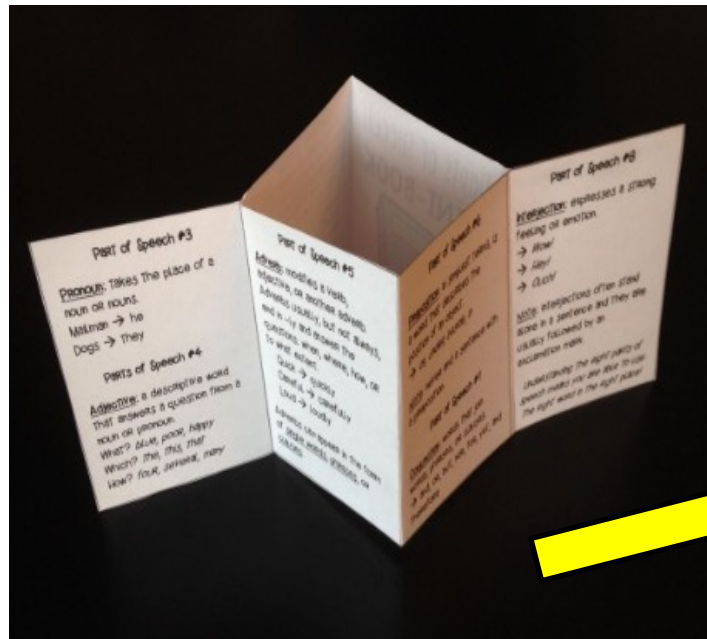
STEP 6:

WHILE IN THE HOTDOG FOLD, TAKE BOTH ENDS AND PINCH THEM TO MAKE A STAR SHAPE.



STEP 7:

AFTER MAKING THE STAR SHAPE, FOLD YOUR MINI BOOK!



THANK YOU FOR YOUR INTEREST IN THIS PRODUCT. I HOPE THIS IS A HELPFUL RESOURCE FOR YOUR STUDENTS! I LOOK FORWARD TO HEARING YOUR FEEDBACK. 😊



<http://www.teacherspayteachers.com/Store/The-Classroom-Sparrow>

<http://www.facebook.com/TheClassroomSparrow>


<http://www.pinterest.com/classroomspar/>

<http://www.theclassroomsparrow.blogspot.ca/>



YOU MIGHT ALSO LIKE:

Parts of Speech Foldable



- ...For middle and high school students
- TWO SIZES
- PRINTABLE
- TEMPLATES
- TASK CARDS
- NOTES
- QUIZ
- ANSWER KEY

A helpful tool for students to create, learn from, and reference.  
For ANY Interactive Notebook


Parts of Speech MINI-BOOK



PARTS OF SPEECH

The eight parts of speech help to explain **when** a word is best used. You already use the eight parts of speech in your everyday language, whether you realize it or not!

1. Verb
2. Noun
3. Pronoun
4. Adjective
5. Adverb
6. Preposition
7. Conjunction
8. Interjection



PART of Speech #1

Verb: expresses an action OR state of being.

→ Action: *Talk, walk, run*

→ State: *is, has, been, am*

PART of Speech #2

Noun: identifies a person, place, thing, OR idea.

→ Person: *MR. Smith*

→ Place: *Canada*

→ Thing: *Candy*

→ Idea: *Honesty*

PART of Speech #3

Pronoun: Takes The place of a noun OR nouns.

Mailman → he

Dogs → They

PARTS of Speech #4

Adjective: a descriptive word that answers a question from a noun OR pronoun.

What? *blue, poor, happy*

Which? *The, This, That*

How? *four, several, many*

PART of Speech #5

Adverb: modifies a verb, adjective, or another adverb. Adverbs usually, but not always, end in -ly and answer the questions: when, where, how, or to what extent.

Quick → quickly

Careful → carefully

Loud → loudly

Adverbs can appear in the form of single words, phrases, or clauses.

PART of Speech #6

Preposition: in simplest terms, is a word that describes the position of an object.

→ *on, under, beside, in*

Note: never end a sentence with a preposition.

PART of Speech #7

Conjunction: words that join words, phrases, or clauses.

→ *and, or, but, nor, for, yet, and therefore*

PART of Speech #8

Interjection: expresses a STRONG feeling OR emotion.

→ *Wow!*

→ *Hey!*

→ *Ouch!*

Note: interjections often stand alone in a sentence and they are usually followed by an exclamation mark.

Understanding the eight parts of speech means you are able to use the right word in the right place!

QUICK QUIZZER

For each underlined word, identify the CORRECT part of speech.

1. Hey! I saw you yesterday.
2. I quickly ran to my seat.
3. She was walking quickly to her car.
4. The sky was really blue.
5. Will they be joining us?
6. I sat on the bench.
7. Mrs. White is a great teacher.
8. I need to study and read tonight.

ANSWERS 1. Interjection 2. Adverb 3. Verb 4. Adjective
5. Pronoun 6. Preposition 7. Noun 8. Conjunction